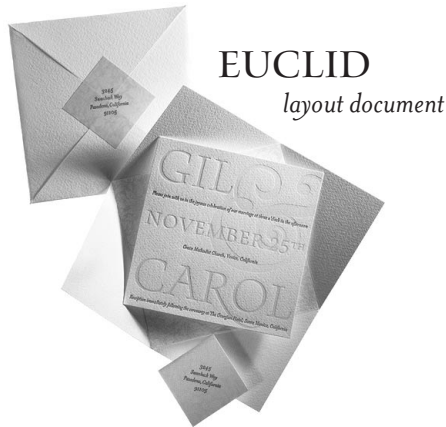


DE MILO DESIGN

studio & letterpress



EUCLID

layout document

EUCLID features a large square layout with a white or cream heavy card and 4-point closing envelope. Adhesive seals available in leaf patterned satin (white only), leaf patterned paper (white or cream), or any decorative paper of your choice. More information about package specifications is in the [Euclid Spec Sheet](#) online. [Samples](#) can be purchased online for a nominal charge (cost is credited to final order). If desired, minor “tweaks” can usually be made to suit personal design preference. Please inquire.

TABLE OF CONTENTS

click a product line below to view design options

INVITATION

[Caslon Italic ampersand](#)
[Alto Greeting ampersand](#)
[Polytype ampersand](#)
[first name background initials](#)
[last name background initials](#)

MONOGRAM INSERT

[Waters Titling initials](#)
[Bickham Script initials](#)

ENVELOPES

[inner envelope seal](#)
[outer envelope seal](#)

RSVP

[guest names only](#)
[initialed menu choices](#)
[listed names and menu choices](#)

DIRECTIONS

[text only](#)
[text with illustrated map](#)

RECEPTION

[Waters and Bickham](#)

SAVE THE DATE

[ampersand, one color](#)
[ampersand, two colors](#)
[script initials, one color](#)
[script initials, two colors](#)

ANNOUNCEMENT

[ampersand, two colors](#)
[script initials, two colors](#)

THANK YOU

[ampersand, one color](#)
[script initials, two colors](#)
[traditional folded card](#)

BASIC PROGRAM COVER

[ampersand, one color](#)
[ampersand, two colors](#)
[script initials, one color](#)
[script initials, two colors](#)

PLACE CARD

[ampersand and script initials](#)

MENU

[Waters and Bickham initials](#)

FONT CHARACTERS

[Waters Titling and Bickham Script ornamental characters](#)

Dr. and Mrs. Leonard Amparro and Mr. and Mrs. Jonathan Severino request the honour of your

RINA

presence at the marriage of their children, Rina Margarite Amparro and Colin Anthony Severino

SATURDAY, MAY 20, 2003

on Saturday, the twentieth of May ♡ two thousand three ♡ at half after six o'clock in the evening

COLIN

Aboard the PRINCESSA and out at sea ♡ 3366 Via Oporto, Newport Beach, California 92663

Join us dockside at 5:30 ♡ Boarding at 6:00 ♡ Set sail promptly at 6:15 ♡ Reception to follow

INVITATION | *background ampersand*

FONTS USED: Waters Titling (names), Caslon Italic (ampersand), Poetica (small text)

QUESTION: It says online this design has three colors, but my sample only has two. Why?

ANSWER: For visual aesthetics, we recommend that two shades of the same color (usually a color similar to the light leafy pattern used for the seals) be used for the ampersand and the large names/date. This helps the names to read more continuously with the ampersand rather than as separate design elements. For a good crisp line and uniformly deep impression we do not use halftones (little dots that make a color appear lighter in some places). Therefore, the design requires three passes through the press and is considered a three-color job.

CATHERINE

Martin Smith and Diana Bender invite you to celebrate the marriage of their daughter, Catherine Marie Smith

SEPTEMBER 6, 2003

to Nicholas Samuel Dixon, son of Rhonda and James Dixon ♪ the sixth of September, two thousand three

NICK

half after six o'clock in the evening ♪ Bouterin, 420 East Fifty-Ninth Street, NYC ♪ Reception to follow

INVITATION | *background ampersand*

FONTS USED: Waters Titling (names), Alto Greeting (ampersand), Mrs. Eaves Italic (small text)

Together with their parents, Julie Anne Mariano and Jeffrey Randall Simmons invite you

JULIE

to celebrate their marriage on Sunday, the twelfth of October, two thousand three

OCTOBER 12, 2003

at half after four o'clock in the afternoon ✦ *The Congressional Club, Washington DC*

JEFFREY

cocktails and reception immediately following the ceremony ✦ *black tie optional*

INVITATION | *background ampersand*

FONTS USED: Waters Titling (names), Polytype (ampersand), Snell Roundhand (small text)

Janet and Paul Lampson & Julie and Leon Otero request the honour of your

LISA

presence at the marriage of their children Lisa Kathleen and Ronald Timothy

NOVEMBER 1, 2003

six o'clock in the evening ✦ Christ the King Church, Pleasanton, California

RONALD

Reception immediately following ✦ Scott Garden, Walnut Creek, California

INVITATION | *first name background initials*

FONTS USED: Waters Titling (names), Bickham Script (initials), Bernhard Modern (small text)

QUESTION: Do you recommend using the same color for the script initials and names as you do with the ampersand design?

ANSWER: Because you're not trying to make the initials read along with the names, we feel using the same shades of color is less important. The script initials just must be light enough to not encroach on legibility of the names and small text. Again, for a good crisp line and uniformly deep impression we do not use halftones (little dots that make a color appear lighter in some places). Therefore, the design requires three passes through the press and is considered a three-color job.

Together with their parents, Jacqueline Schott and David M. Dawson

JACKIE

request the pleasure of your company as they exchange marriage vows

OCTOBER 25, 2003


on Saturday, the twenty-fifth of October ♡ two thousand and three

DAVID

two o'clock ♡ The Muse, NYC ♡ Reception immediately following

INVITATION | *last name background initials*

FONTS USED: Waters Titling (names), Bickham Script (initials), Belucian (small text)



MONOGRAM INSERT | *Waters Titling initials*

QUESTION: What is this?

ANSWER: This optional piece is a tissue overlay that makes a nice first impression when the envelope is opened. Its function is purely decorative and not necessary for relaying necessary information.




MONOGRAM INSERT | *Bickham Script initials*



INNER ENVELOPE | *Satin or paper seal. Waters (above) or Bickham (right).*

ALTERNATE DESIGN OPTION:

Using the leaf motif for seals is not mandatory. Beautiful results come from using a personally selected decorative paper. We mount "crack and peel" adhesive backing to custom paper for ease of use. Call us for custom paper ideas.





OUTER ENVELOPE | *Satin or paper seal. Ornament (above) or initials (right).*

ALTERNATE DESIGN OPTION:

Using the leaf motif for seals is not mandatory. Beautiful results come from using a personally selected decorative paper. We mount "crack and peel" adhesive backing to custom paper for ease of use. Call us for custom paper ideas.



RSVP

Please respond by Saturday, the fourth of October.

M _____

M _____

will be present:

_____ in body _____ in spirit



RSVP | *guest names only*

QUESTION: Where's the envelope?

ANSWER: This mailer is a miniature version of the inner 4-point envelope and is all in one piece. The seal tucks into two slits at the bottom point. Guests love this unique presentation and enjoy taking part in the square 4-point "theme."

RSVP

Kindly respond by Saturday, the fourth of October

M _____

_____ accept with pleasure _____ decline with regret

Please initial your dinner selection

_____ Roasted Chicken with Mushroom Sauce

_____ Seared Pacific King Salmon _____ Vegetarian



RSVP | *initialed menu choices*

RSVP

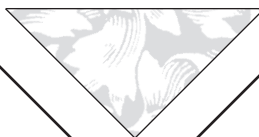
Response requested by March 5, 2003

accept with pleasure *decline with regret*

Please list the name(s) of all able to attend

Please initial meal choice(s)

Grilled Sea Bass *Filet Mignon & Prawns*



RSVP | *listed names and menu choices*

THE HAMPTON INN

517-832-4489

From I-81 Follow Exit 194 to Route 6 and 11 Northward to Clarks Summit. Hotel is approximately 0.8 miles on the right.



THE BOUTERIN

517-833-2200

From I-81 follow exit 190 to Dickson City/Main Avenue. Turn right onto Main Street heading northeast. Turn left onto Dundaff Street (to Route 6). The church is ahead on the left. Park in back lot.



THE COUNTRY CLUB OF SCARSDALE

505-743-2320

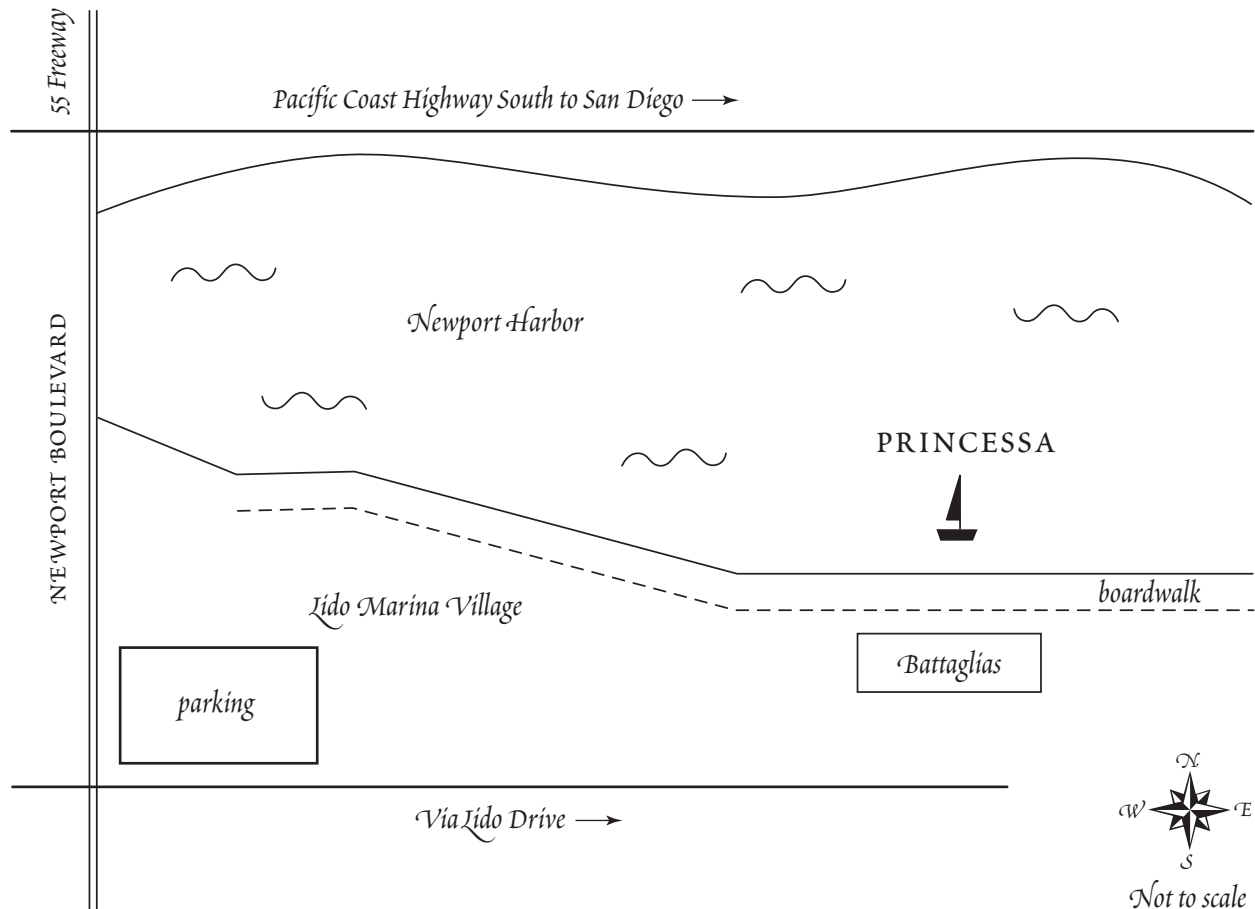
From the church, turn right onto Main Street Merge onto I-81 NORTH (entrance ramp on your left) and follow for approximately 4 miles. Take Exit 194 and follow signs to Route 6&11 Clarks Summit. Take Route 11 SOUTH (to Scranton) for just 0.3 miles. Turn right onto Shady Lane Road and travel 1.5 miles. Turn right onto the Morgan Highway. The Country Club of Scranton is approximately 0.6 miles ahead on the left.

DIRECTIONS | text only

Directions to the PRINCESSA

Newport Yacht Charters, LLC ☎ (949) 673-4233

I-55 South to Newport Beach (accessible from 5 & 405 freeways). The freeway ends at 19th Street and becomes Newport Boulevard. After crossing over PCH, turn left at the first signal at Via Lido Drive and immediately turn left into the 4 story parking structure. Walk through the Lido Marina Village to the boardwalk and continue east. The PRINCESSA is docked in front of the Battaglias building.



DIRECTIONS | with illustrated map

Reception at half after seven o'clock in the evening

SAN BERNARDO BALLROOM

The Country Club of Scarsdale

17550 Bernardo Oaks Drive

Scarsdale, New York 10583



RECEPTION | *Waters Titling initials*

Reception at six o'clock in the evening

The Roxy Theater

1578 Amstead Avenue

New York, New York 10238




RECEPTION | *Bickham Script initials*

SAVE THE DATE CARD | *big ampersand, one color*

NOVEMBER 29, 2003

please save the date for the wedding celebration

MARIA



of Maria Quillar and William Norman


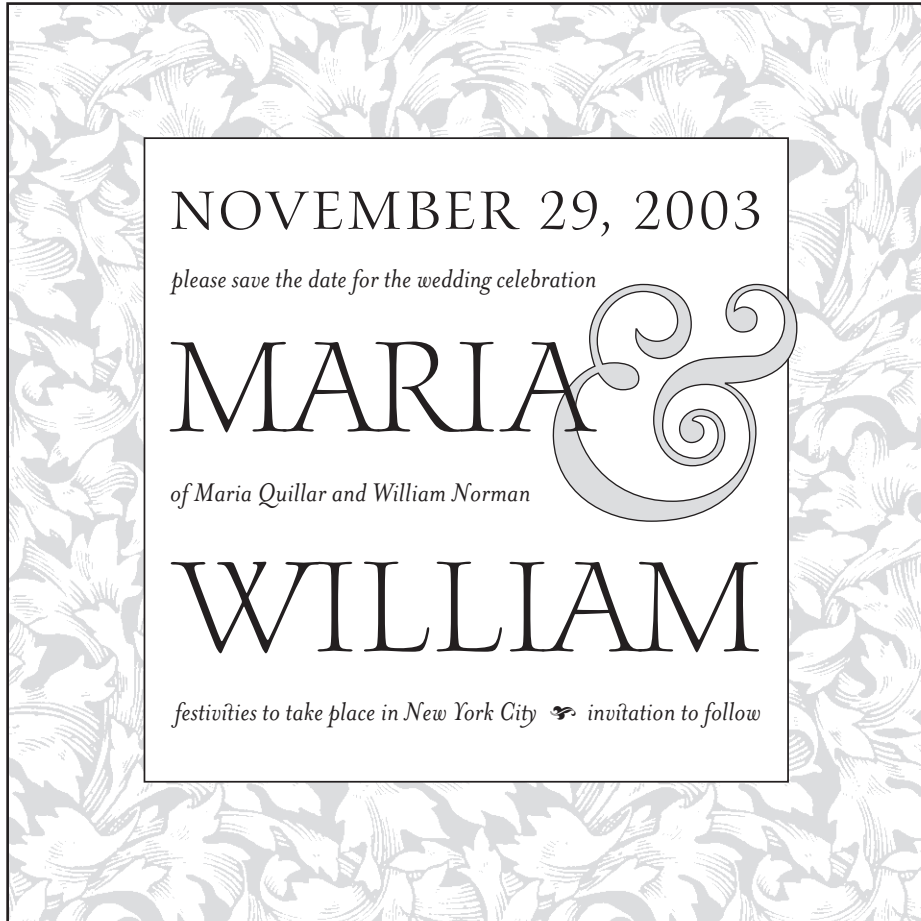
WILLIAM

festivities to take place in New York City ✨ invitation to follow



SAVE THE DATE ENVELOPE | *two colors (same address as invitation done in one print run)*

SAVE THE DATE CARD | big ampersand, two colors



SAVE THE DATE ENVELOPE | two colors (same address as invitation done in one print run)

SAVE THE DATE CARD | *script initials, one color*

MW

NOVEMBER 29, 2003


please save November 29, 2003, for the wedding celebration of

MARIA

✿ Maria Margarite Quillar and William Anthony Norman ✿

WILLIAM

festivities to take place in New York City ✿ invitation to follow



SAVE THE DATE ENVELOPE | *two colors (same address as invitation done in one print run)*

SAVE THE DATE CARD | *script initials, two colors*

NOVEMBER 29, 2003

please save November 29, 2003, for the wedding celebration of

MARIA

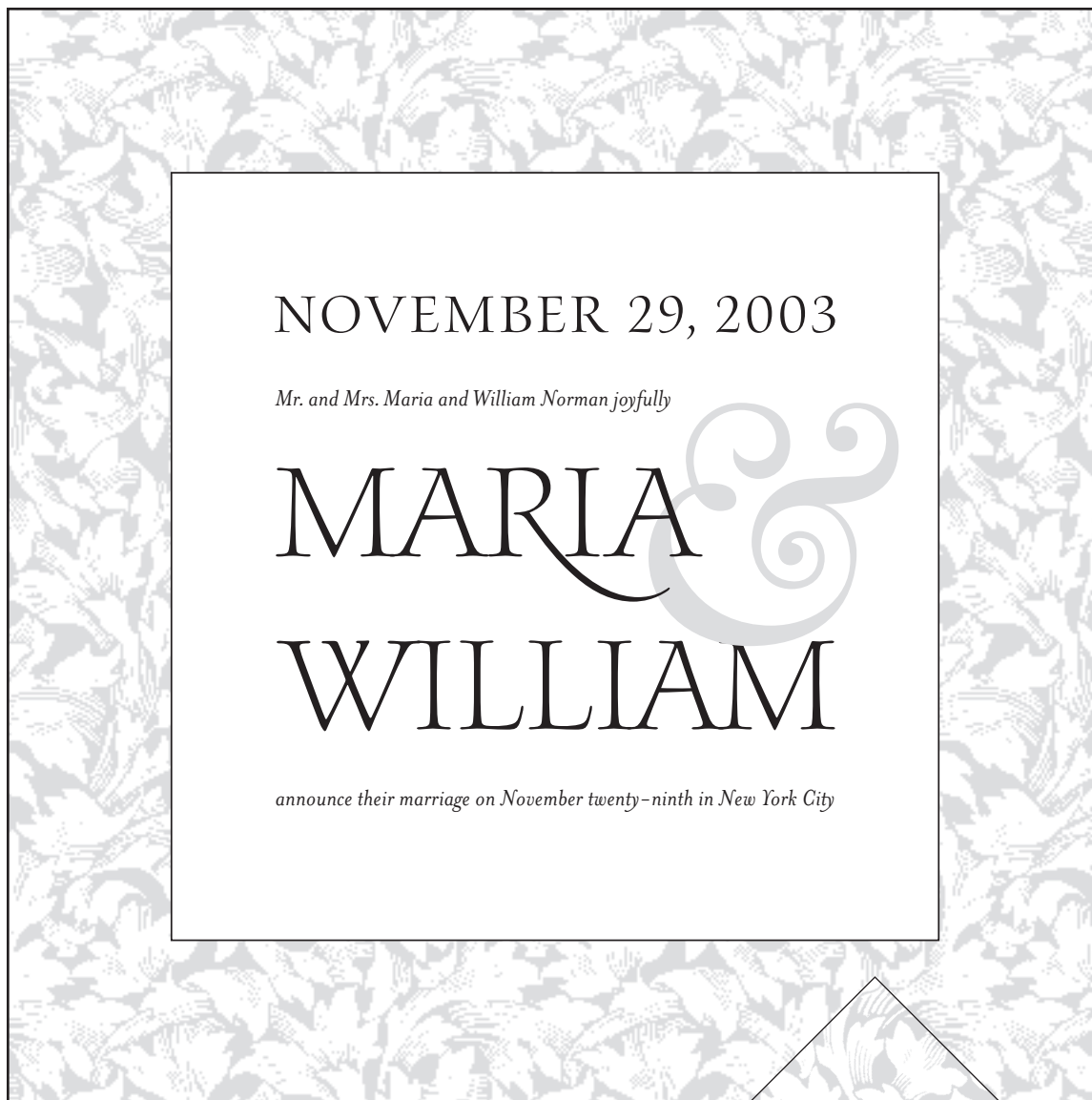
✧ Maria Margarite Quillar and William Anthony Norman ✧

WILLIAM

festivities to take place in New York City ✧ invitation to follow



SAVE THE DATE ENVELOPE | *two colors (same address as invitation done in one print run)*



NOVEMBER 29, 2003

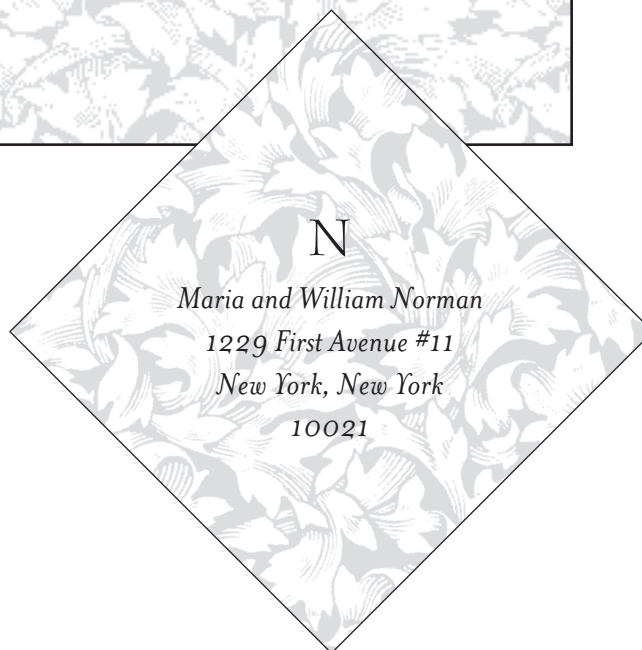
Mr. and Mrs. Maria and William Norman joyfully

MARIA &
WILLIAM

announce their marriage on November twenty-ninth in New York City

ALTERNATE DESIGN OPTION:

Plan carefully and get more bang for your buck! If announcement wording is same length as invitation wording it is possible to swap plates during final invitation press run. The resulting look would be a duplicate of the invitation. As long as no special setup is needed, cost will be the same.



ANNOUNCEMENT ENVELOPE SEAL | *two colors*

NOVEMBER 29, 2003

Mr. and Mrs. Maria and William Norman joyfully announce their

MARIA


marriage on the twenty-ninth of November, two thousand three

New York City, New York

WILLIAM

ALTERNATE DESIGN OPTION:

Plan carefully and get more bang for your buck!
If announcement wording is same length as
invitation wording it is possible to swap plates
during final invitation press run. The resulting
look would be a duplicate of the invitation. As
long as no special setup is needed, cost will be
the same.



ANNOUNCEMENT ENVELOPE SEAL | *two colors*

MARIA & WILLIAM

N

Maria and William Norman

1229 First Avenue #11

New York, New York

10021


THANK YOU ENVELOPE SEAL



THANK YOU ENVELOPE SEAL



TRADITIONAL FOLDED THANK YOU | *two colors*



TRADITIONAL THANK YOU ENVELOPE | *one color*

The marriage ceremony of

MARIA & WILLIAM

Saturday, November 29, 2003

Bouterin

New York City



The standard size
basic program cover
can be trimmed to
5.5" square for a
small cutting fee if
desired.

BASIC PROGRAM COVER | *ampersand, one color*

The marriage ceremony of

MARIA



WILLIAM

Saturday, November 29, 2003

Bouterin

New York City



The standard size
basic program cover
can be trimmed to
5.5" square for a
small cutting fee if
desired.

BASIC PROGRAM COVER | *ampersand, two colors*

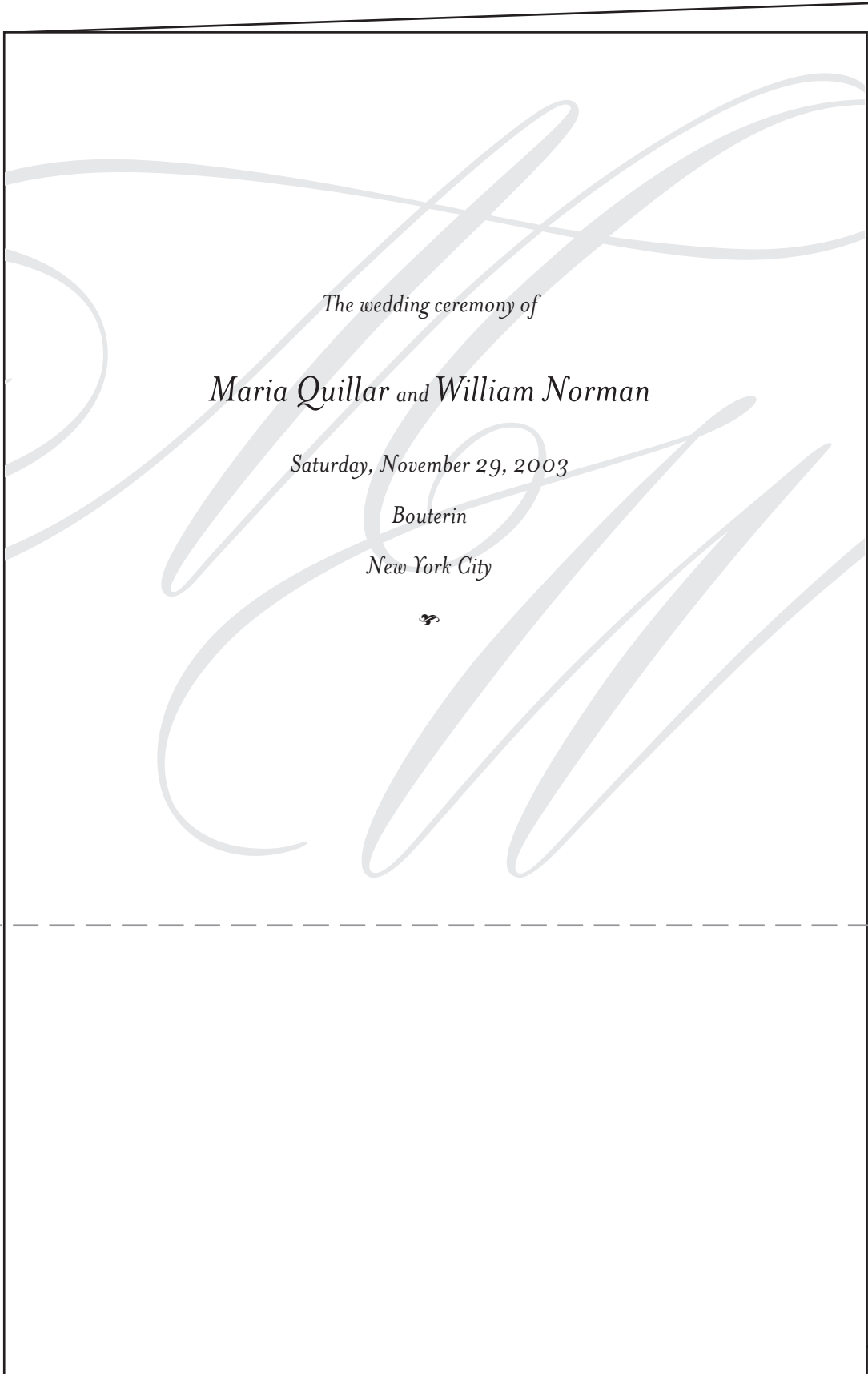
*The marriage ceremony of
Maria Quillar and William Norman*



November 29, 2003 ❖ Bouterin ❖ New York City, New York

The standard size
basic program cover
can be trimmed to
5.5" square for a
small cutting fee if
desired.

BASIC PROGRAM COVER | *script initials, one color*



The wedding ceremony of

Maria Quillar and William Norman

Saturday, November 29, 2003

Bouterin


New York City




The standard size basic program cover can be trimmed to 5.5" square for a small cutting fee if desired.

BASIC PROGRAM COVER | *script initials, two colors*

ESCORT CARDS | *shown with handwritten names of couple and single (not letterpressed)*



PLACE CARD | *shown with handwritten name of each person (not letterpressed)*
Color code handwriting to indicate meal choice if needed. Prop in place with folded paper easels.





SALAD EXOTICA

*An array of Mache, Endive, Radiccio, Arugula, Dandelion,
Baby Field Greens, topped with Hearts of Artichoke
and served with homemade Balsamic Vinaigrette*

PENNE ALA VODKA

Vodka based sauce with fresh heavy cream and tomato sauce

FILET MIGNON

with salsa naturale

GRILLED NORWEGIAN SALMON

Coffee,



SALAD EXOTICA

*An array of Mache, Endive, Radiccio, Arugula, Dandelion,
Baby Field Greens, topped with Hearts of Artichoke
and served with homemade Balsamic Vinaigrette*

PENNE ALA VODKA

Vodka based sauce with fresh heavy cream and tomato sauce

FILET MIGNON

with salsa naturale

GRILLED NORWEGIAN SALMON

Served with a cucumber sauce

WEDDING CAKE

*Coffee/Cordial Bar with Bananas Foster, Pear Helene, Crepes Suzettes,
Pastries and Mixed fruits, Ice Cream Sundae bar*

WATERS TITLING
ABCDEFGHIJKLMNQRST
UVWXYZ 1234567890

regular character special character(s)

E	E	€
J	J	
K	K	K
Q	Q	
R	R	R
Y	Y	

ligatures

ES CE CA DG €€ DC DO TH
OG CT KS LA NN OO OC EO
RS ST TT EA CO EY CC TY ZA

Bickham Script Swash Capitals

A B C
D E F
G H I
J K L
M N O
P Q R
S T U
V W X
Y Z